



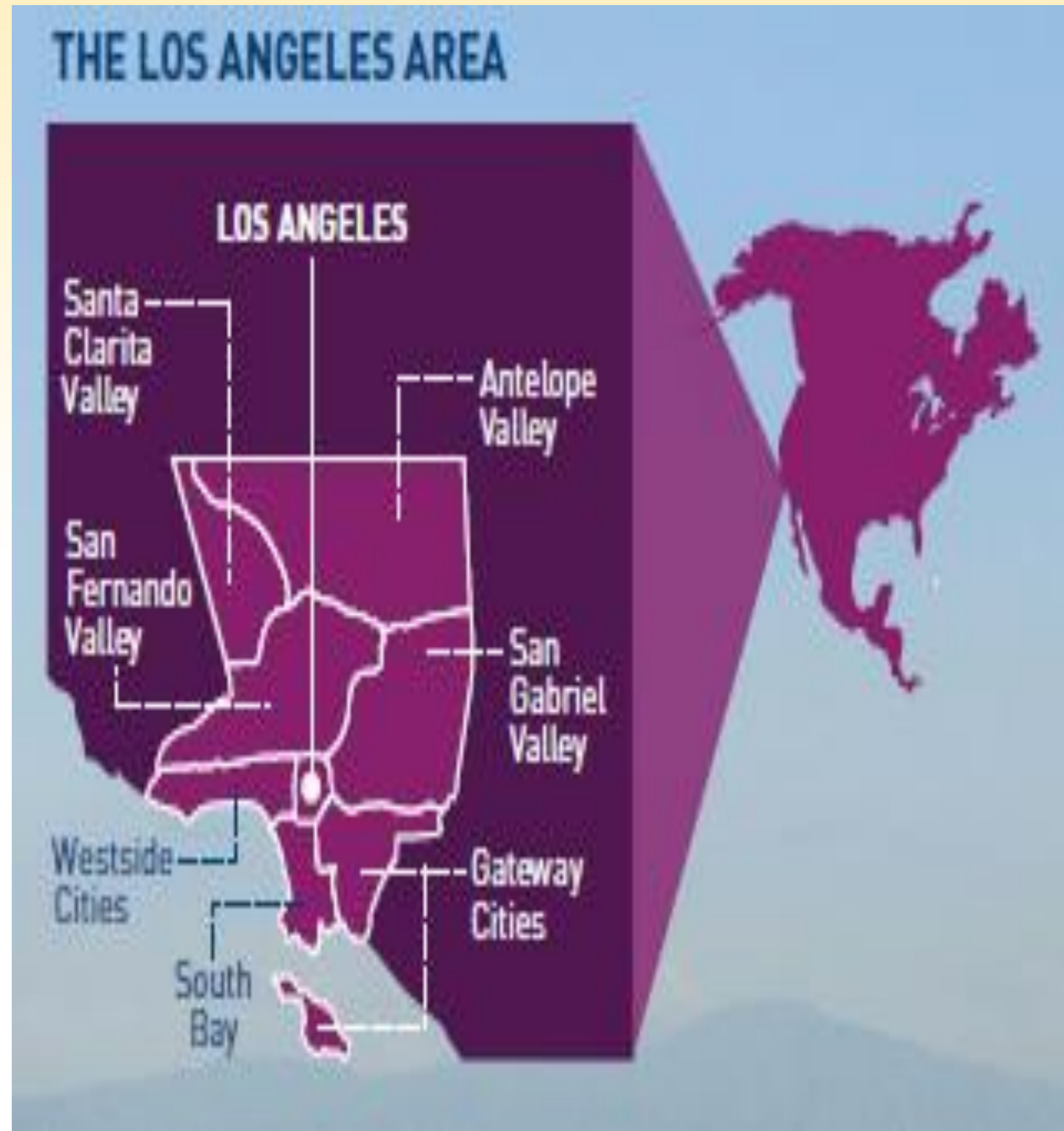
CHARTER COLLEGE OF
EDUCATION

Updates to the Academic Senate

February 10, 2019

Presentation By:
Cheryl Ney, Dean

LA County Context for Preparing Educators and Educational Leaders



- 4X Size of Rhode Island
- > 10 million people
- 135 languages spoken
- 88 cities, 100+ unincorporated
- 78 School Districts
- 14 Community College Districts
- Poorest CA county—26% residents in poverty (19% statewide average)

CA Poverty Index uses housing

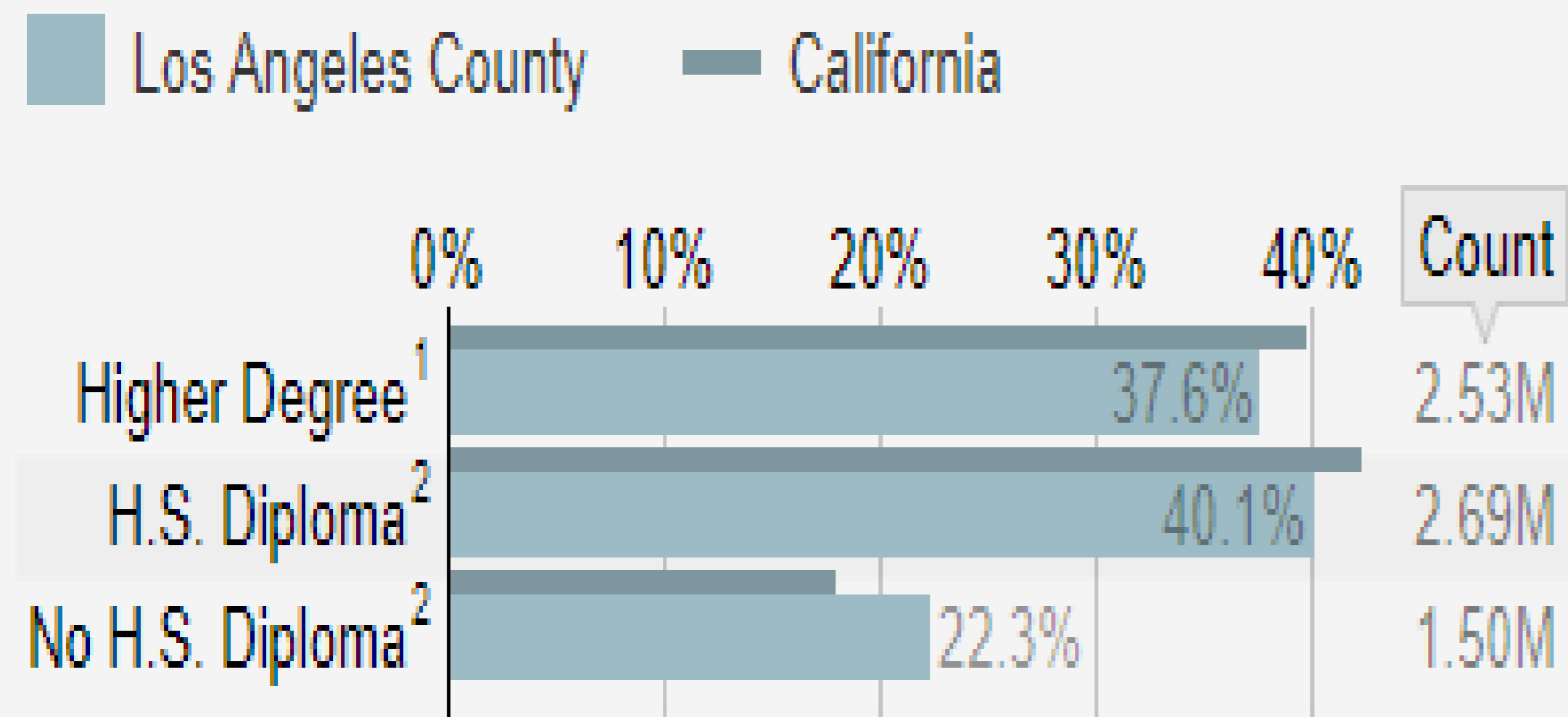
Educational Attainment in LA County

Educational Attainment

#1

Highest level of education among people aged 25 years and older.

Scope: population of California and Los Angeles County



Count number of people in category

¹ Post-Secondary Degree ² H.S. = High School

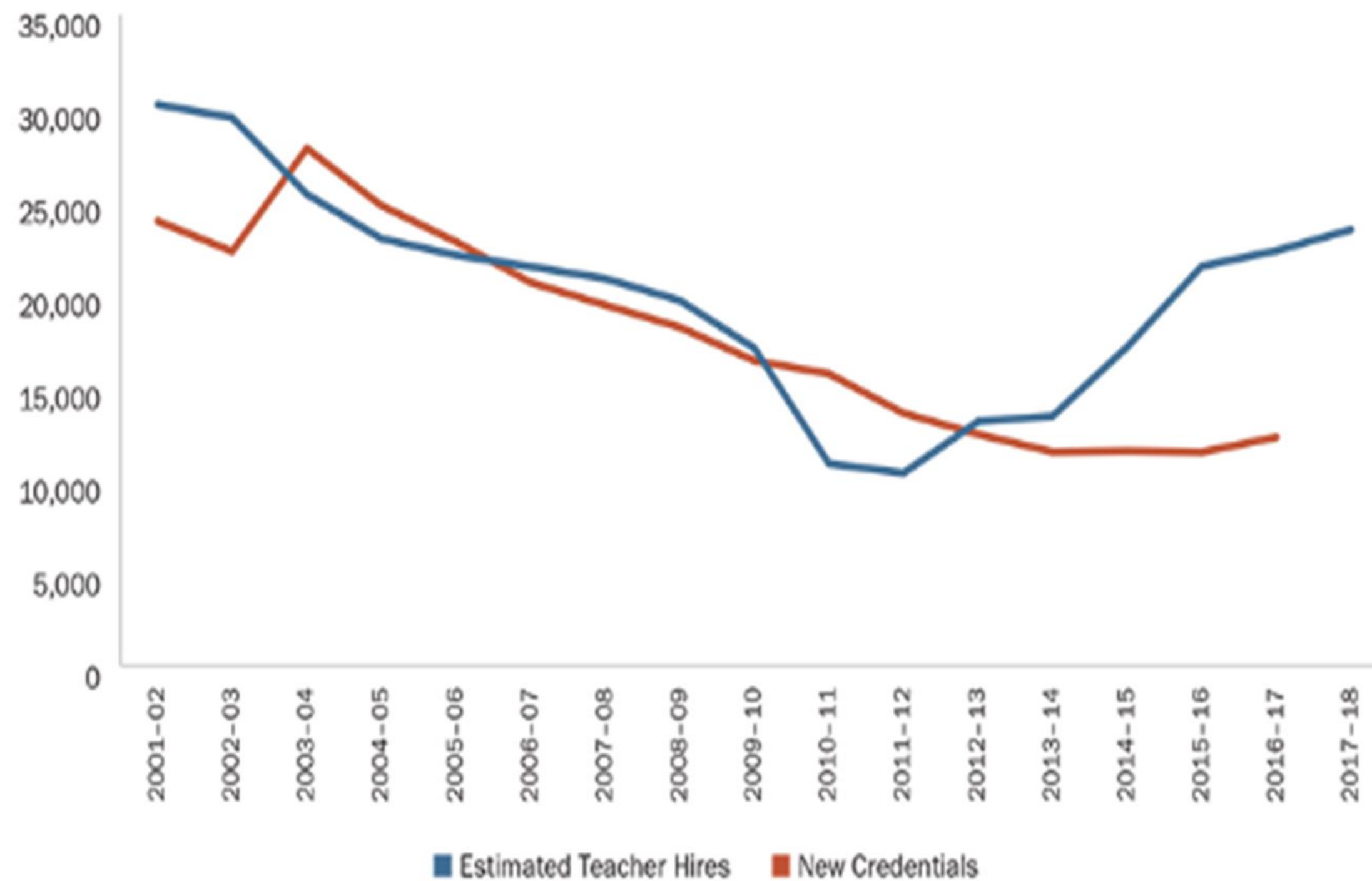
- Among people 25+ or older, county average is 22.3% -- no High School Diploma
- Pockets of wealth throughout county
- Thus, attainment varies widely

Educator Shortage in California

Figure 1

What is Driving Teacher Shortages in California?

New preliminary teaching credentials issued and district-estimated new hires, 2001-02 to 2017-18



Note: New credentials are preliminary credentials issued to newly prepared teachers. 2016-17 data are preliminary.

Source: California Commission on Teacher Credentialing, 2002-2015. Teacher supply in California: A report to the legislature. Data available at <http://www.ctc.ca.gov/reports/all-reports.html>; Credential data from 2016-17 provided by the CTC through a special request; District estimated hires come from the CDE, 2002-2018. Data available on DataQuest Web Page at <http://data1.cde.ca.gov/dataquest/>.

In 2016:

- Projected teacher need was **23,000**
- CA produced **11,000** teachers --88% CSUs
- Add **4,000** teachers from other states
- **GAP = 8,000**

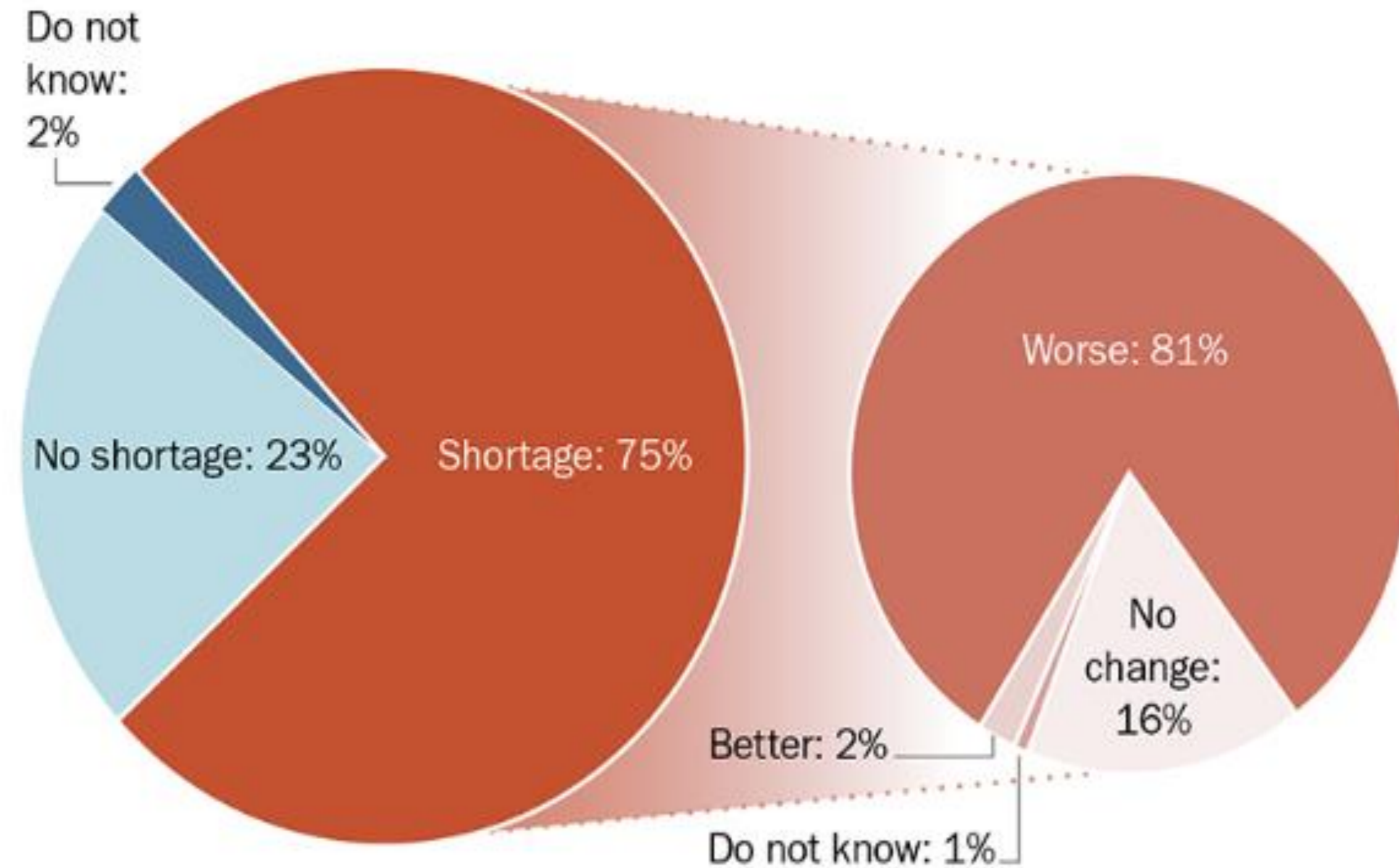
District Variations in Educator Shortages in California

Figure 1

Teacher Shortages Are Getting Worse

Percent of Districts Reporting Shortages

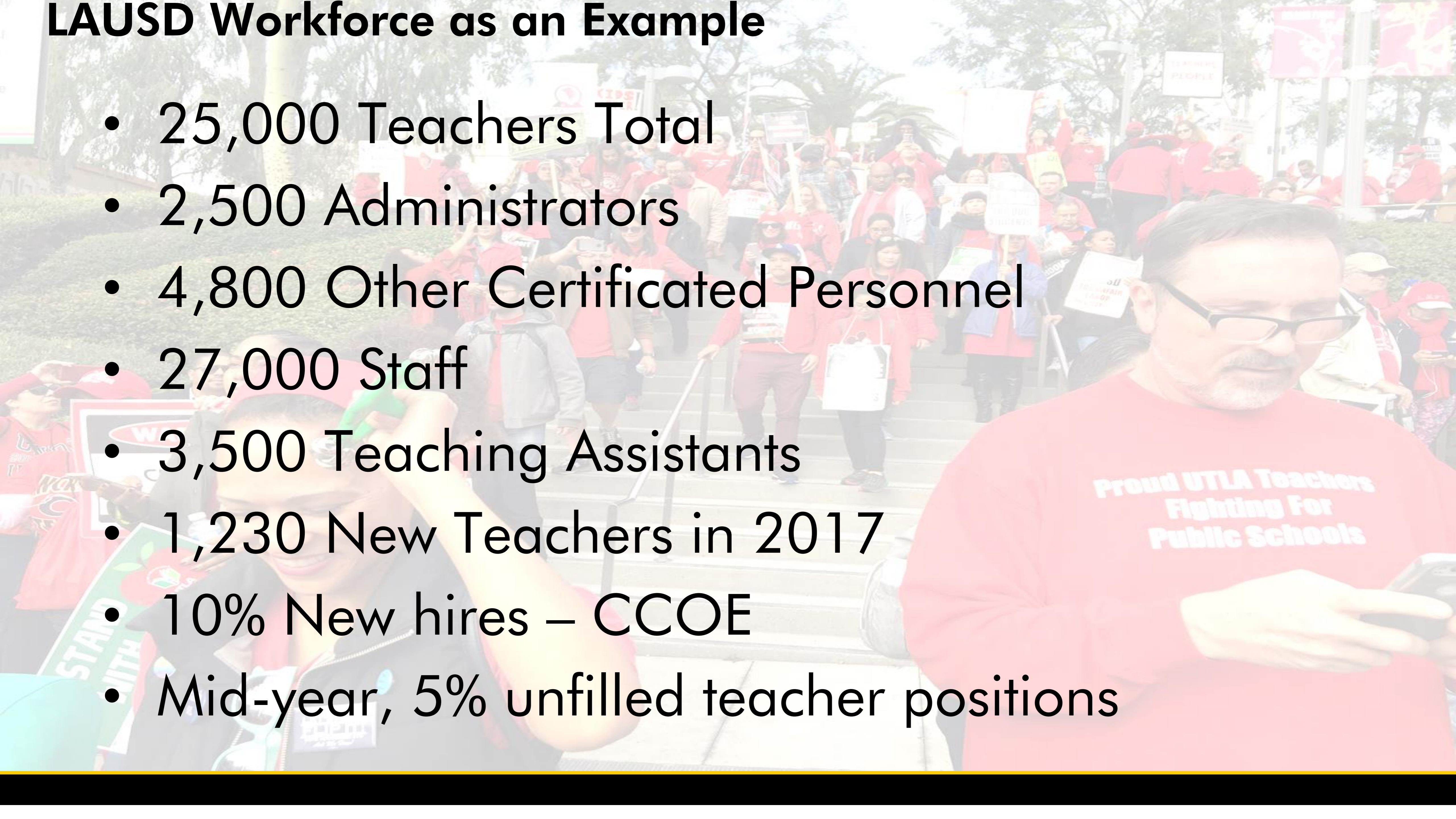
Percent of Districts with Shortages Reporting Change in Shortages



- 83% in high need vs. 55%
- 9 in 10 districts need special education
- 50% need math (58%) and science (57%)
- 33% need elementary teachers
- 14% need bilingual teachers

LAUSD Workforce as an Example

- 25,000 Teachers Total
- 2,500 Administrators
- 4,800 Other Certificated Personnel
- 27,000 Staff
- 3,500 Teaching Assistants
- 1,230 New Teachers in 2017
- 10% New hires – CCOE
- Mid-year, 5% unfilled teacher positions



Projected Need for Educators in LA County 2018-2038

LAUSD Projected Needs 2018-19

Definite Need

- All Special Education Subjects
- World Languages (ASL, Arabic, Mandarin, Spanish)
- Elementary Bilingual (Spanish, Mandarin, Korean, Armenian)
- Sciences (Chemistry, Physics, Biology)

Possible Need

- Physical Education
- Mathematics
- English
- Elementary (Monolingual)
- Music

- In 2018, **2.6 million** children & youth (0-19)
- LAUSD serves **600,000**
- **1,400,000** in other 77 districts, privates, charters, others
- By 2038, **2.2 million** children & youth (15% decrease).

Employment in East Los Angeles

Industry (Top 5)	East LA	CA
Educational services, and health care and social assistance	15.91%	20.91%
Manufacturing	15.42%	9.65%
Retail trade	13.05%	10.97%
Arts, entertainment, and recreation, and accommodation and food services	10.11%	10.34%
Construction	9.59%	6.01%


Source: U.S. Census Bureau, 2016 American Community Survey

https://factfinder.census.gov/aces/nav/jsf/pages/community_facts.xhtml

**The Charter College
of Education
prepares
educators--
*counselors,
teachers, leaders* --
dedicated to inclusivity,
student success and the
value of all individuals
in our communities.**



Changing the world starts here.



500 Undergraduates - First time FY and Transfers
1400 Post-baccalaureate and MA candidates
Credential only/Credential + MA/or MA only
100 Doctoral candidates
Ed.D. (Two tracks: K-12, Post-secondary)
Ph.D. in Special Education, joint with UCLA
83.5% are URM and Asian/Asian American

Most are from our surrounding communities and are passionately committed to return as educators and leaders for all types of settings!

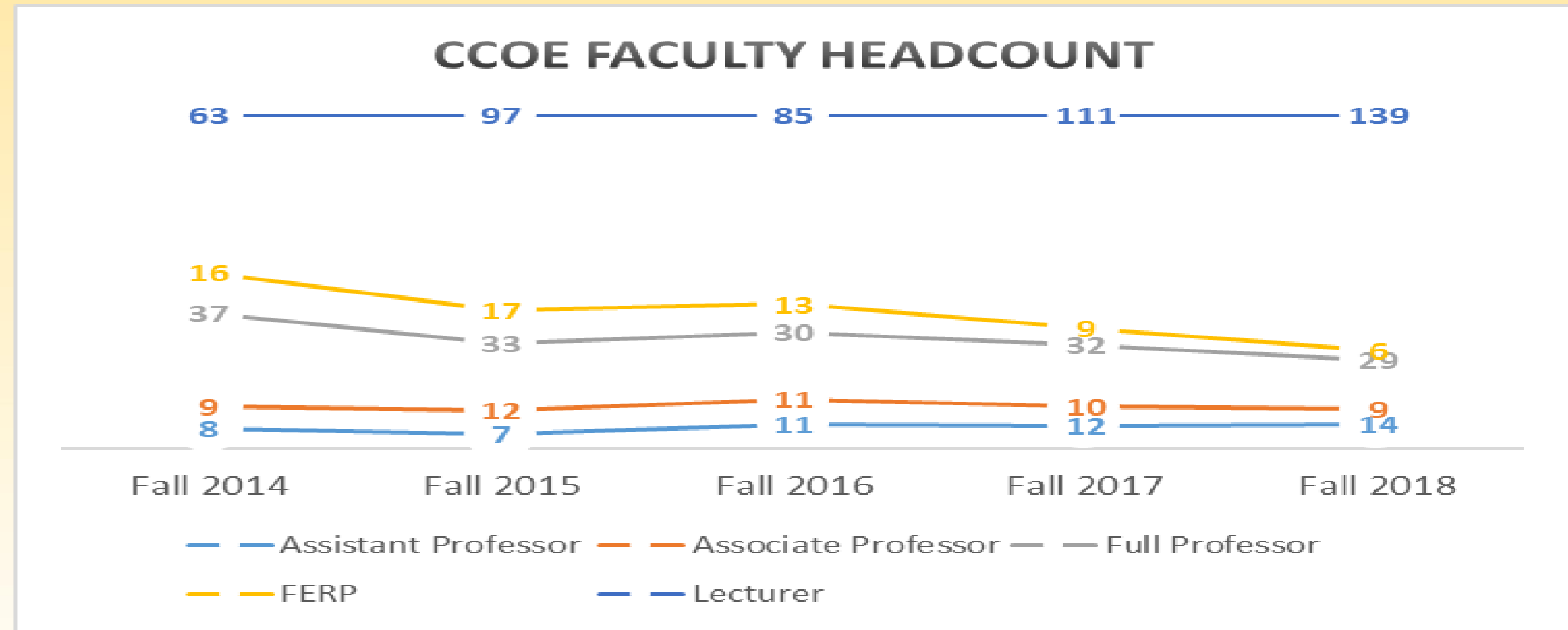
- BS in Rehabilitation Services
 - BA in Urban Learning
-
-

- 3 Kinds of Post-baccalaureate Teaching Credentials
 - ❖ multiple subject, single subject and ed specialist
 - ❖ We host So Cal Regional office CalStateTEACH (fully online multiple sub.)
 - 3 Professional Credentials
 - 13 Additional Authorizations + Certificates
-
-

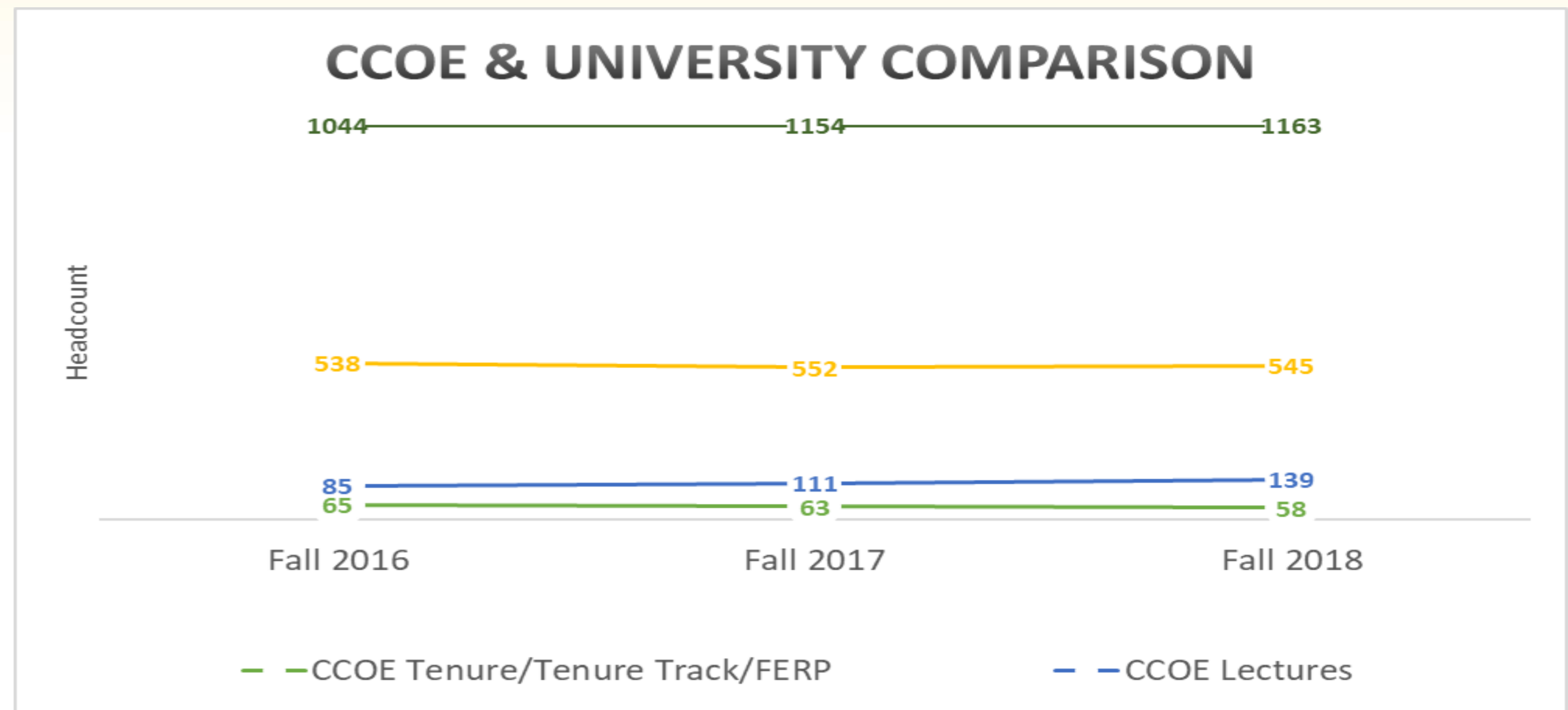
- MA in Education with 10 options
 - MA in Educational Administration
 - MA in Special Education with 8 options
 - MA in TESOL
 - MS in Counseling –in Rehab, School Psych, MFT, ABA, or School based Family
-
-

CCOE Faculty Profile

Faculty headcount	Fall 2014	Fall 2018
Assistant Professor	8	14
Associate Professor	9	9
Full Professor	37	29
FERP	16	6
Lecturer	63	139



University Faculty Totals	Fall 2018
University Tenure/Tenure Track/FERP	545
University Lecturers	1163



CCOE Staff and Administrators

The Senior Leadership Team:

- Dean
- Associate Dean
- Resource Manager
- Director of Student Services
- Other MPPs: Director of the SoCal Regional Office of CalStateTEACH
- Director of Development (30%)

There are 29 staff in the:

- Division of Applied and Advanced Studies
- Division of Curriculum and Instruction
- Division of Special Education and Counseling
- Dean/Assoc. Dean Offices
- Communication/Events Office
- Office of Student Services

Exciting Initiatives in the CCOE



- Ed Deans for Justice and Equity
- Inclusive schooling
- Dual language
- Career and Technical Ed (Linked Learning)
- Use of technology
- Clinical/fieldwork
- Ed.D. added post-secondary track
- Accelerating path to teaching credential completion



thank
YOU



CHARTER COLLEGE OF
EDUCATION

Contact Us

Charter College of Education
CALIFORNIA STATE UNIVERSITY, LOS ANGELES
5151 State University Drive, Los Angeles, CA 90032

Phone

323-343-4300

Email

CNey@cslanet.calstatela.edu

Web

calstatela.edu/ccoe



CAL STATE LA

CALIFORNIA STATE UNIVERSITY, LOS ANGELES