



**Headcount by Class**

Freshman.....	4,167	19.6%
Sophomore.....	1,904	8.9%
Junior.....	4,216	19.8%
Senior.....	7,026	33.0%
Grad/Postbaccalaureate.....	3,971	18.7%

**Headcount by Enrollment Status**

Continuing/Returning.....	15,111	71.0%
First-Time Freshman.....	2,473	11.6%
New Undergrad Transfer.....	2,499	11.7%
Transitory*.....	97	0.5%
New Grad/Postbaccalaureate.....	1,104	5.2%

\* Includes high school students taking college coursework as well as college students matriculated elsewhere.

**Largest Enrolled Undergraduate Programs**

BS Criminal Justice.....	987
BA Psychology.....	975
BS Business Administration-Accounting.....	955
BS Business Administration-Management.....	825
BS Biology.....	805

**Largest Enrolled Graduate Programs**

MS Counseling.....	263
MA Special Education.....	249
MSW Social Work.....	240
MS Nursing.....	128
MS Nutritional Science.....	123

**International Students by Country**

China.....	134
India.....	79
Taiwan.....	39
South Korea.....	38
Japan.....	26
Other.....	215

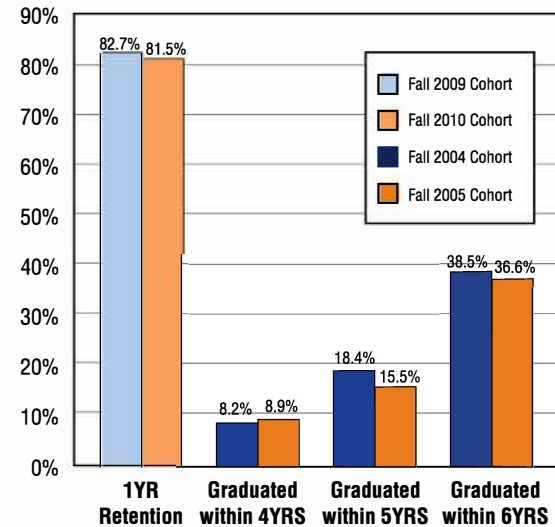
Total..... 531

**2010-2011 Degrees Awarded**

Bachelor's.....	3,724
Master's.....	1,571
Total Degrees.....	5,295

Credentials..... 791

**Retention and Graduation Rates\***



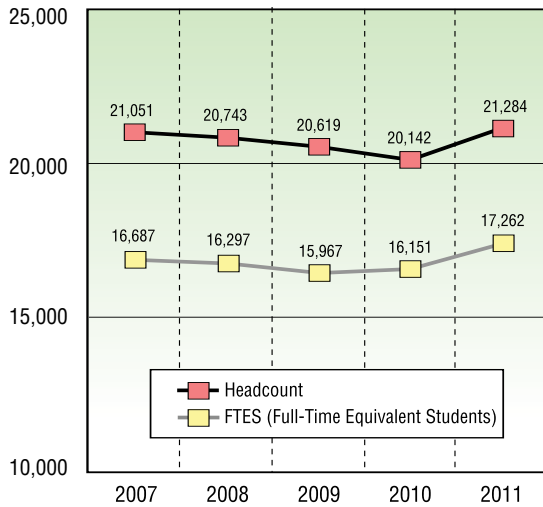
\*Full-time first-time freshmen

December 2011  
**#53**

**Fall 2011**  
**FACTS**



### Headcount + FTES: Fall 2007-2011



### Headcount by Study Load

UNDERGRADUATE	
Full-time: (12.0 or more units)	14,404
Part-time: (6.1 to 11.9 units)	1,891
Limited: (0.1 to 6.0 units)	1,018
<b>Total:</b>	<b>17,313</b>
GRADUATE/POSTBACCALAUREATE	
Full-time: (9.0 or more units)	1,964
Part-time: (6.1 to 8.9 units)	940
Limited: (0.1 to 6.0 units)	1,067
<b>Total:</b>	<b>3,971</b>

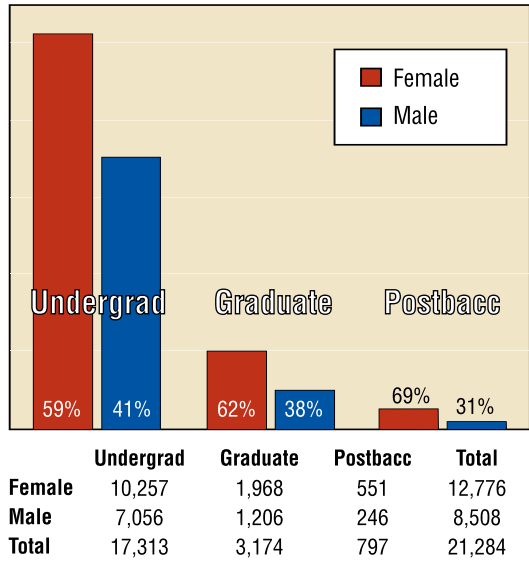
• The average study load is 12.4 units for undergraduates, 9.3 for graduates/postbaccalaureates, and 11.8 overall.

### Average Age

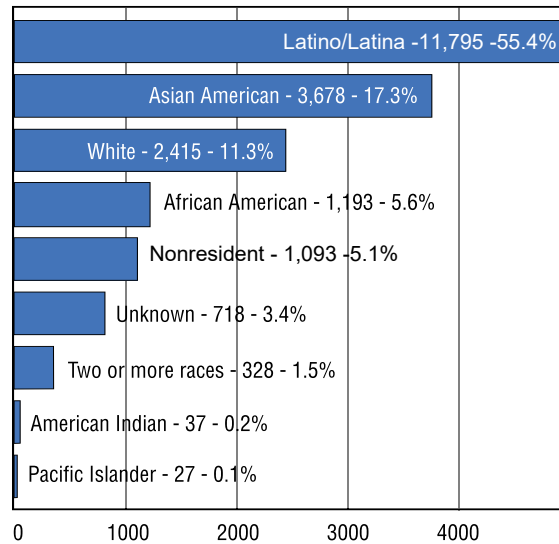
The average age\* of undergraduates is 24.0, while that of graduates and post baccalaureates is 32.5. The average for the combined group is 25.6.

\*As of October 15, 2011.

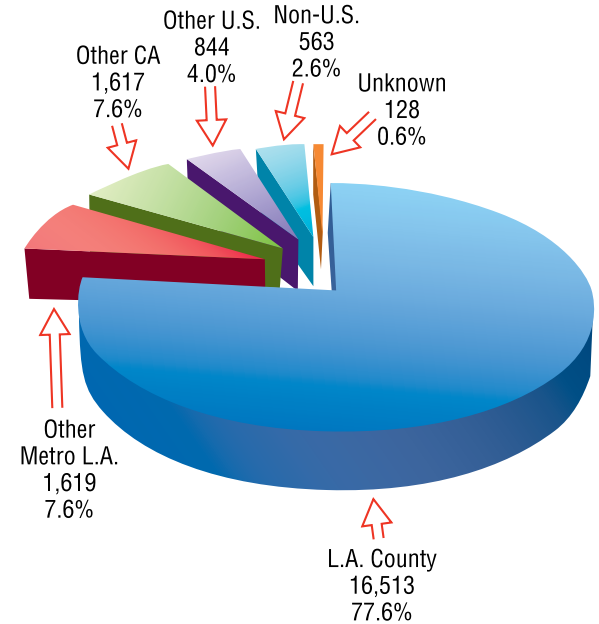
### Headcount by Gender



### Headcount by Race/Ethnic Group\*



### Headcount by Geographic Area



### Headcount by College

