

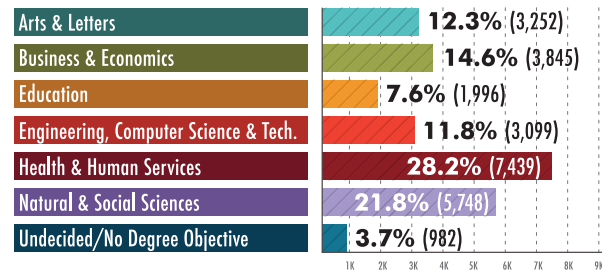


FALL 2019

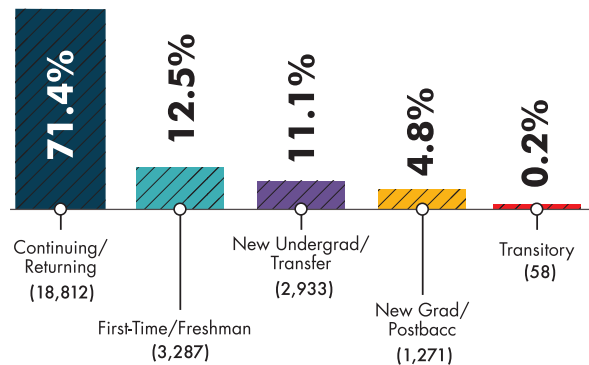
# FACTS

Volume 61

## HEADCOUNT BY COLLEGE



## HEADCOUNT BY ENROLLMENT STATUS



\* Includes high school students taking college course work as well as college students matriculated elsewhere.

## LARGEST ENROLLED UNDERGRADUATE PROGRAMS

BS Criminal Justice	1,398
BA Child Development	1,301
BS Business Administration-Management	1,227
BA Sociology	1,208
BA Psychology	1,146

## LARGEST ENROLLED GRADUATE PROGRAMS

MS Counseling	282
MSW Social Work	249
MA Special Education	171
MS Nursing	144
MA Education: Curriculum & Instruction	133

February 2020

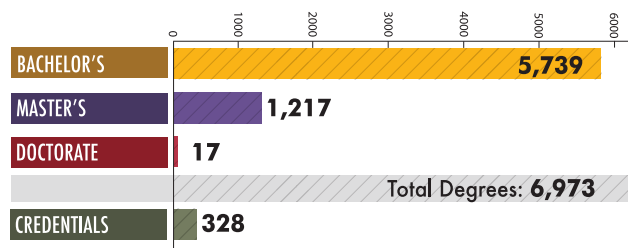
## INTERNATIONAL STUDENTS BY COUNTRY OF CITIZENSHIP

China	161
India	104
Saudi Arabia	62
Mexico	60
Vietnam	21
Other	225

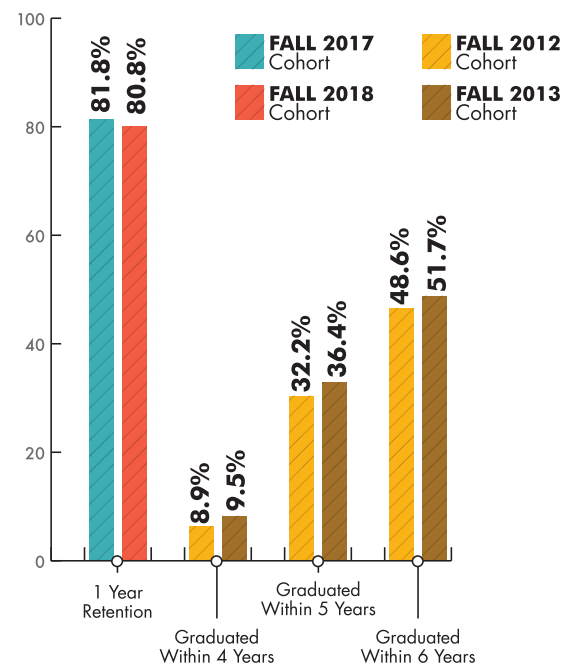
Total : 633

\* Students with F, J, or other visa


## 2018-2019 DEGREES AWARDED



## RETENTION AND GRADUATION RATES\*



\* Full-time first-time freshmen.



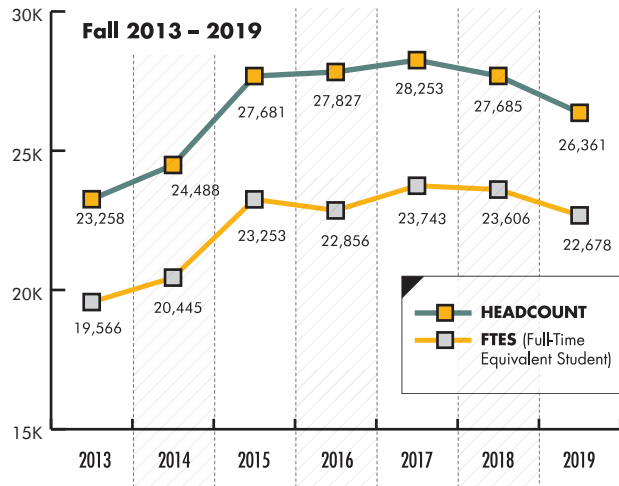
# CAL STATE LA

Offices of Institutional Effectiveness and Communications and Public Affairs

(323) 343-2730

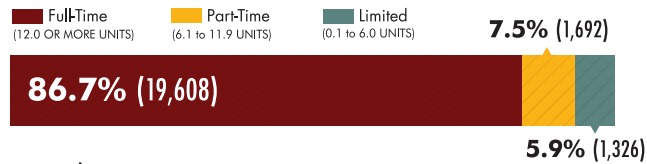
[www.calstatela.edu/InstitutionalEffectiveness](http://www.calstatela.edu/InstitutionalEffectiveness)

## HEADCOUNT + FTES (Full-Time Equivalent Student)

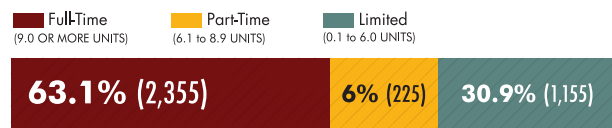


## HEADCOUNT BY STUDY LOAD

### Undergraduate 22,626

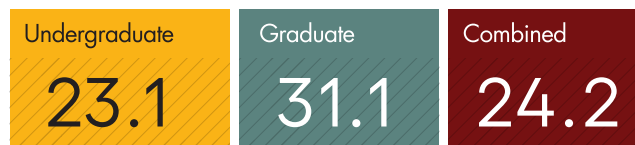


### Graduate 3,735



The average study load is 13.2 units for undergraduates, 9.4 for graduates/postbaccalaureates, and 12.7 overall.

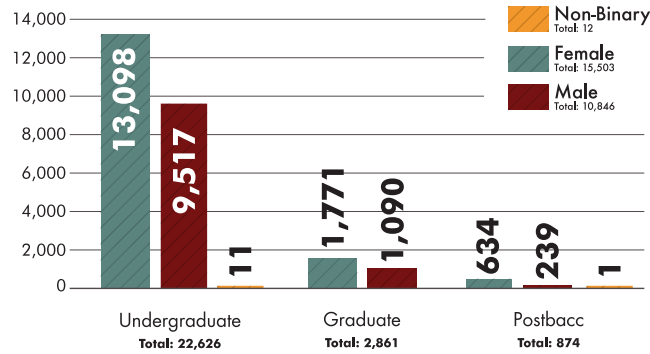
## AVERAGE AGE



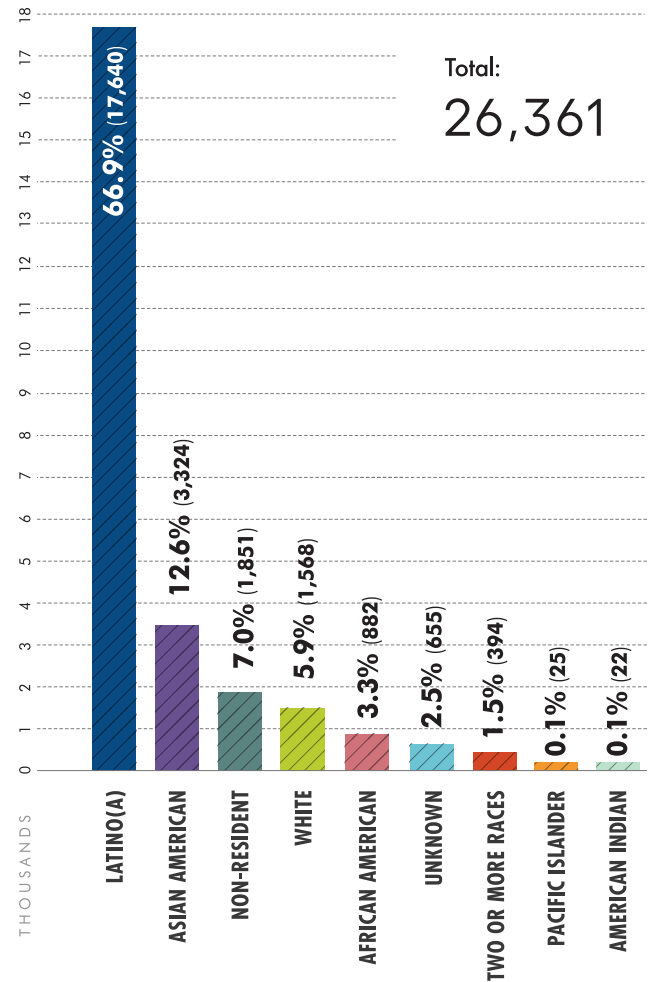
The average age\* of undergraduates is 23.1, while that of graduates and postbaccalaureates is 31.1. The average for the combined group is 24.2.

\*As of September 19, 2019.

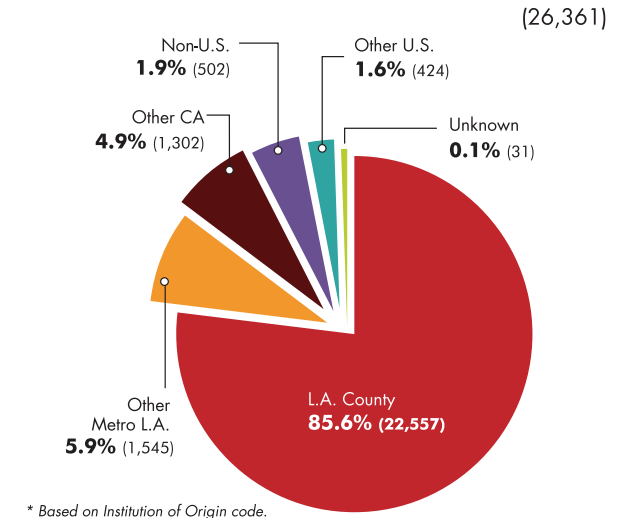
## HEADCOUNT BY GENDER



## HEADCOUNT BY RACE/ETHNIC GROUP

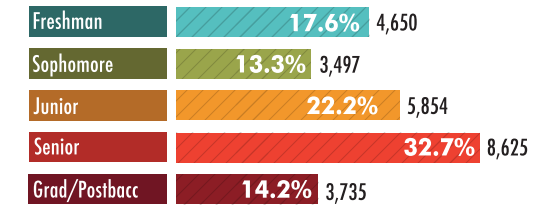


## HEADCOUNT BY GEOGRAPHIC AREA

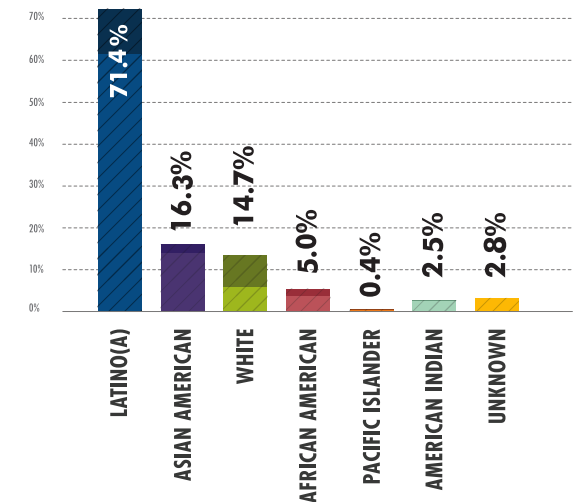


\* Based on Institution of Origin code.

## HEADCOUNT BY CLASS



## INCLUSIVE DEFINITION OF MULTIRACIAL/MULTIETHNIC CATEGORIES



\* Darker color on a bar graph represents multiracial/ethnic students, who are counted in multiple categories. As such a total percentage will not add up to 100%